

Generator set
Sound-proof type
WPS30S-AU

SPECIFICATIONS



1 Standards & Conditions

Design Standards

The designs and the productions are in conformity with:

- Conformance Européenne (CE)
- China Compulsory Certification (CCC)
- ISO8528-5:2005
- GB/T2820.5-2009
- AS 3000-2018
- AS 3010.1-2017

Environmental Operating Conditions

- Installation place: Outdoors or indoors (well ventilated).
- Ambient temperature: -25°C to 45°C. The coolant heater is needed when the temperature is below 5°C
- Humidity: Less than 90%.
- Altitude: Below one thousand (1000) meters above sea level.

Factory Inspection

- Inspection items.
- Protection devices working test.
- Starting ability in normal temperature.
- 50% rated power load moment capability.
- Voltage deviation and speed variation: 0%, 25%, 50%, 75%, 100%, 110% Load.

Painting Process

- Painting process specifications and colors are based on the manufacturer's standard.
- The customer could also choose the color which the manufacturer offers.

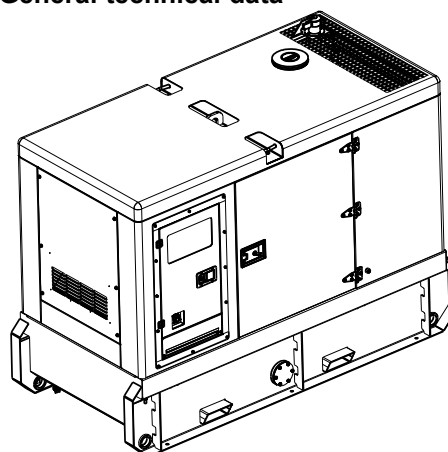
2 General Features

- Perkins engine 1103A-33G
- Close coupled to a Leroy Somer alternator LSA42.3VS3
- Microprocessor control module DSE 7420
- Rotate speed governor: Mechanical governor
- Excitation System: Self Excited, SHUNT
- A.V.R. Model: R250
- Key switch
- Emergency stop switch
- ATS (automatic transfer switch) receptacle

- 1x12V/70AH sealed for life maintenance free battery
- Remote run connector
- Lockable battery isolator switch
- Powder coated canopy
- 50°C radiator
- Oil pump on the engine
- Non-returning valve for fuel inlet hose of the engine
- Steel base frame with forklifts
- Vibration isolators between the engine/alternator and base frame
- Dry type air filter
- Base fuel tank for 24 hours running
- Drain points for fuel tank
- Breather valve for fuel tank
- Operation Manual / Specifications

3 Equipment Specification

General technical data

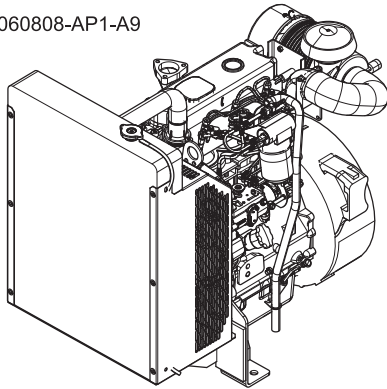


1000023613-AP1-F2

Model.....	WPS30S-AU
Structure type	R
Tank capacity	360L
Dry weight.....	1342kg
Noise level @7m	58.1dBA
Dimensions L×W×H.....	2338x1080x1700mm
Standby Power	33kVA/26kW
Prime Power	30kVA/24kW
Voltage/Current.....	415V/41.7A

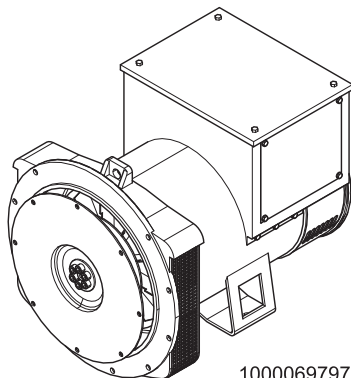
Diesel Engine

1000060808-AP1-A9



Engine Manufacturer/Brand	Perkins
Engine Model	1103A-33G
Dimensions L×W×H.....	1029×629×951mm
Dry Weigh (approx.)	412kg
Number of Cylinders.....	3
Bore.....	105mm
Stroke	127mm
Displacement.....	3.3L
Compression Ratio	19.25
Type of Injection	Direct injection
Intake System.....	Natural aspirated
Intake Resistance	≤6.5kPa
Cooling System	Water cooled
Fan	Pusher
Battery Voltage	12V
Type of Fuel.....	RF75-T-96 / DIN EN590 / BS2869 class A2
Type of Oil	API-CG4/ CH4
Oil Capacity	8.31L
Type of Coolant	Glycol mixture
Coolant Capacity	10.2L
Back Pressure	≤8kPa
Standby Power	31kW
Prime Power	28.2kW
Fuel Consumption(100%load).....	7.1L/h

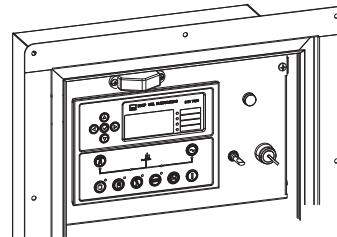
Alternator



1000069797-AP1-A5

Alternator Manufacturer/Brand	Leroy Somer
Alternator Model	LSA42.3VS3
Exciter.....	Brushless
Cooling Fan	Cast alloy aluminum
Windings.....	100% copper
Insulation Class	H
Winding Pitch.....	2/3
Terminals	12
Drip Proof	IP23
Altitude.....	≤1000m
Overspeed	2250rpm
Telephone Interference.....	THF<2%;TIF<50

DSE 7420 Control System

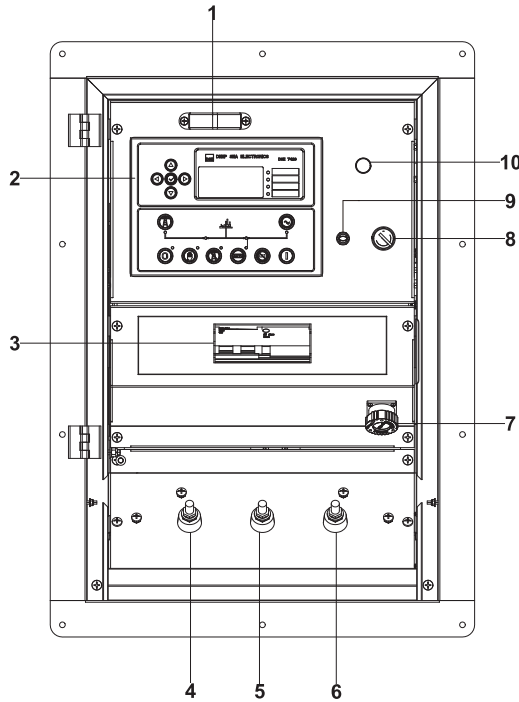


1000153341-AP1-D2

DSE 7420 is an advanced control module based on micro-processor, containing all necessary functions for protection of the genset and the breaker control. It can monitor the mains supply, and automatically start the engine when the mains is abnormal. Accurately measure various operational parameters and display all values and alarms information on the LCD. In addition, the control module can automatically shut down the engine and indicate the engine failure.

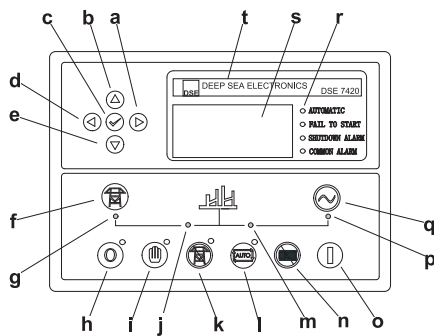
- Microprocessor control, with high stability and credibility
- Monitoring and measuring operational parameters of the mains supply and genset
- Indicating operation status, fault conditions, all parameters and alarms
- Multiple protections; multiple parameters display, like pressure, temp. etc.
- Manual, automatic and remote work mode selectable
- Real time clock for time and date display, overall runtime display, 250 log entries
- Overall power output display
- Integral speed/frequency detecting, telling status of start, rated operation, overspeed etc.
- Communication with PC via RS485 OR RS232 interface, using MODBUS protocol

4 Control System



Control & Field wiring cabinet

Ref.	Description
1	Control cabinet lamp
2	Control module
3	Main circuit breaker
4	Live wire terminals
5	Neutral wire terminal
6	Ground wire terminal
7	Remote run connector
8	Key switch
9	Control cabinet lamp switch
10	Charge indicator



Control module

a	Button (next page)
b	Button (increase value / previous item)
c	Button (accept)
d	Button (previous page)
e	Button (decrease value / next item)
f	Button (transfer the load to the mains supply, when in Manual mode only)
g	Mains supply available LED
h	Stop / Reset button
i	Manual button (Manual control mode)
j	Mains supply on load LED
k	Test button (Test mode)
l	Auto button (Auto mode)
m	Genset on load LED
n	Mute/Lamp test button
o	Start button (Manual)
p	Genset available LED
q	Button (transfer the load to the genset, when in Manual mode only)
r	Alarm LED (4 alarm items)
s	LCD display
t	Control module name

1000023613-F2-E

06.2019

<http://www.powerlinkworld.com>

*Specification may change without prior notice. For more info.,
contact Power Link or your local distributors please.*