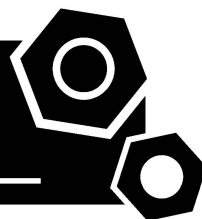


**Generator set**  
**Sound-proof type**  
**QSV2000XS-AU**

# **SPECIFICATIONS**



## 1 Standards & Conditions

### Design Standards

The designs and the productions are in conformity with:

- Conformance Européenne (CE)
- ISO8528-5:2005
- AS 3000-2018
- AS 3010-2017

### Environmental Operating Conditions

- Installation place: Outdoors or indoors (well ventilated).
- Ambient temperature: -25°C to 50°C. The coolant heater is needed when the temperature is below 5°C
- Humidity: Less than 80%.
- Altitude: Below one thousand (1000) meters.

### Factory Inspection

- Inspection items.
- Protection devices working test.
- Starting ability in normal temperature.
- 50% rated power load moment capability.
- Voltage deviation and speed variation: 0%, 25%, 50%, 75%, 100%, 110% Load.

### Painting Process

- Painting process specifications and colors are based on the manufacturer's standard.
- The customer could also choose the color which the manufacturer offers.

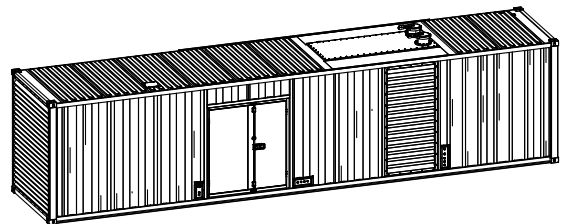
## 2 General Features

- PowerLink engine 16D65TAG3
- Close coupled to PowerLink alternator PL7E
- Microprocessor control module XC-762
- Main circuit breaker: 3200A
- Rotate speed governor: Electronic fuel control
- Excitation system: PMG
- A.V.R model: MX341
- Key switch
- Emergency stop switch
- ATS (automatic transfer switch) receptacle
- 4x12V/200AH sealed for life maintenance free battery

- Lockable battery isolator switch
- Powder coated canopy
- Standard container
- 50°C radiator
- Fire extinguisher
- Oil pump on the engine
- Vibration isolators between the engine/alternator and base frame
- Dry type air filter
- Fuel tank with 4 hours running
- Drain points for fuel tank
- Fuel-water separator for fuel tank
- Operation Manual / Specification

## 3 Equipment

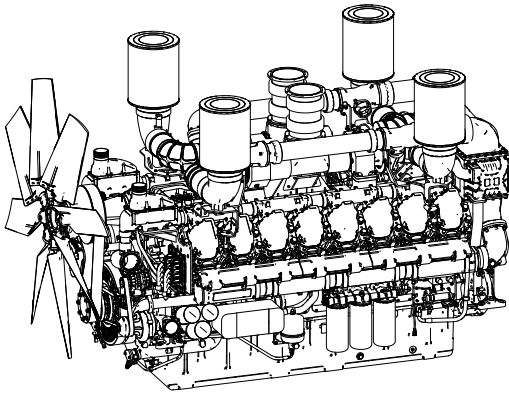
### General technical data



Model.....	QSV2000XS-AU
Structure type .....	C
Tank capacity.....	1600L
Dry weight.....	24800kg
Noise level @7m .....	83dBA
Dimensions L×W×H.....	12192x2438x2896mm
Standby Power .....	2200kVA/1760kW
Prime Power .....	2000kVA/1600kW

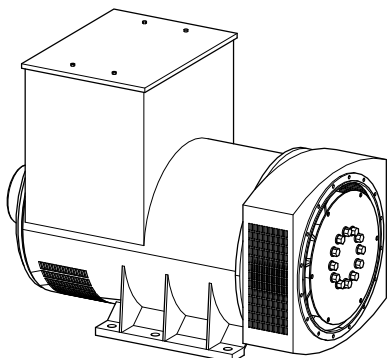
Voltage	380V	400V	415V	440V	
Ampere	3038.8A	2886.8A	2782.5A	2624.4A	
<b>Genset Fuel Consumption</b>					
Frequency/Load	25%	50%	75%	100%	110%
50Hz (L/h)	97	192	287	382	421

## Diesel engine



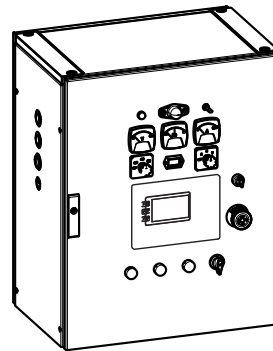
Engine Manufacturer/Brand.....	PowerLink
Engine Model.....	16D65TAG3
Dimensions L×W×H.....	3975x2392x3076mm
Dry Weigh (approx.) .....	6650kg
Number of Cylinders.....	16
Bore.....	170mm
Stroke .....	180mm
Displacement.....	65.0L
Compression Ratio.....	14.0
Type of injection.....	Direct injection
Intake System.....	Turbocharged and aftercooled
Intake Resistance .....	6.23kPa
Cooling System .....	Water cooled
Fan .....	Push
Battery Voltage .....	24V
Type of Fuel.....	NO.2 or ASTMD975
Type of Oil .....	CH4/SG15W-40
Oil Capacity .....	200L
Type of Coolant .....	Glycol mixture
Coolant Capacity engine only.....	215L
Back Pressure .....	≤6.7kPa
Standby Power .....	1852kW
Prime Power .....	1684kW

## Alternator



Alternator Manufacturer/Brand .....	PowerLink
Alternator Model .....	PL7E
Exciter.....	Brushless
Cooling Fan .....	Cast alloy aluminum
Windings.....	100% copper
Insulation Class .....	H
Winding Pitch.....	2/3
Terminals .....	12
Drip Proof .....	IP23
Altitude.....	≤1000m
Overspeed .....	2250rpm
Air Flow.....	2.18m³/s(50Hz),2.63m³/s(60Hz)
Voltage Regulation .....	±0.5%
Total Harmonic TGH / THCat no load < 1.5 % - on load < 5%	
Telephone Interference.....	THF<2%;TIF<50

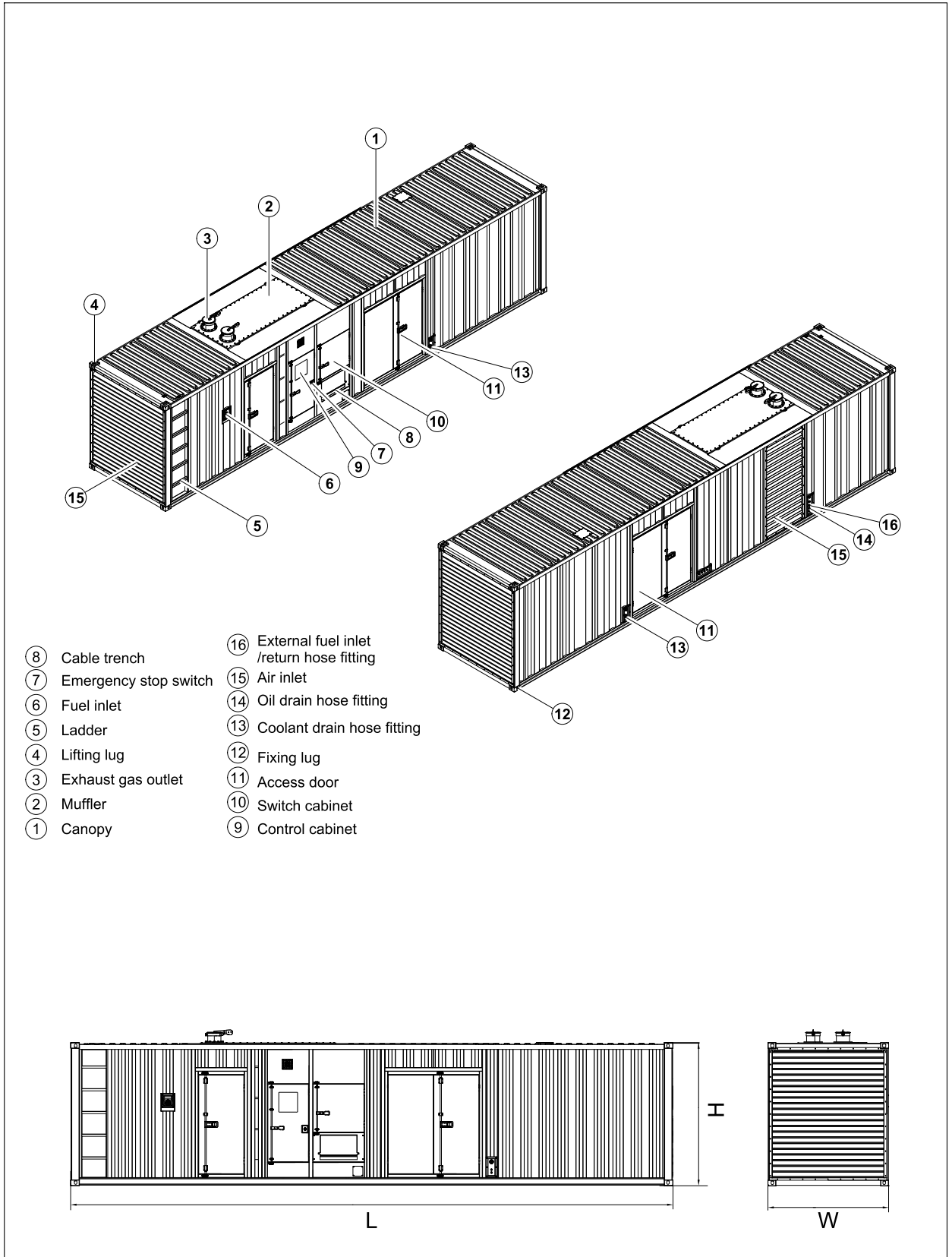
## XC762 Control System



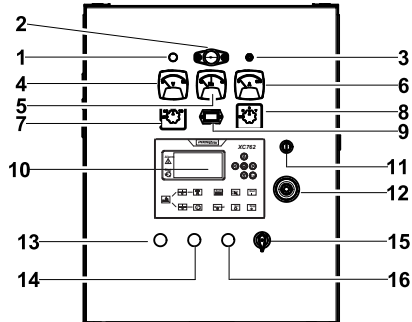
XC762 is an advanced control module based on micro-processor, containing all necessary functions for protection of the genset and the breaker control. It can monitor the mains supply, and automatically start the engine when the mains is abnormal. Accurately measure various operational parameters and display all values and alarms information on the LCD. In addition, the control module can automatically shut down the engine and indicate the engine failure.

- Microprocessor control, with high stability and credibility
- Monitoring and measuring operational parameters of the mains supply and genset
- Indicating operation status, fault conditions, all parameters and alarms
- Multiple protections; multiple parameters display, like pressure, temp. etc.
- Manual, automatic and remote work mode selectable
- Real time clock for time and date display, overall runtime display, 250 log entries
- Overall power output display
- Integral speed/frequency detecting, telling status of start, rated operation, overspeed etc.
- Communication with PC via RS485 OR RS232 interface, using MODBUS protocol

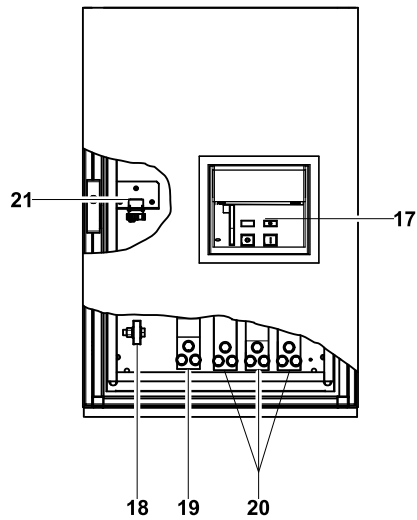
## 4 Overall Dimensions



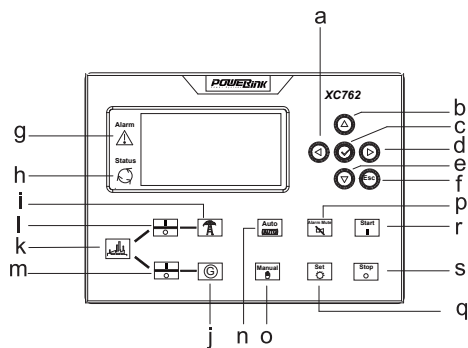
## 5 Control System



**Control cabinet**



**Field wiring cabinet**



**Control module**

Ref.	Description
1	Charge indicator
2	Control cabinet lamp
3	Control cabinet lamp switch
4	Voltage meter
5	Frequency meter
6	Current meter
7	Changerover switch-Voltage
8	Changerover switch-Current
9	Time counter
10	Control module
11	Key switch
12	Emergency stop switch
13	Fuel leak indicator
14	Running button with indicator
15	Oil drain switch
16	Stop button with indicator
17	Main circuit breaker
18	Ground wire terminal
19	Neutral wire terminal
20	Live wire terminals
21	Mains input/Remote control/ ATS communication connector

a	Button (next page)
b	Button (increase value / previous item)
c	Button (accept)
d	Button (previous page)
e	Button (decrease value / next item)
f	Button (ESC)
g	Indicator (alarm)
h	Indicator (running)
i	Indicator (mains available)
j	Indicator (genset available)
k	Indicator (mains / genset ON)
l	Button (breaker ON / OFF)
m	Button (breaker ON / OFF)
n	Button (Auto mode)
o	Button (Manual mode)
p	Button (reset alarm)
q	Button (set parameters)
r	Button (start)
s	Button (stop)

1000033919-A2-E
-----------------

10.2020
---------

<http://www.powerlinkworld.com>

*Specification may change without prior notice. For more info.,  
contact Power Link or your local distributors please.*