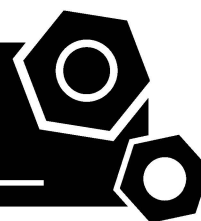


Generator set
Sound-proof type
QSV1250XS-AU

SPECIFICATIONS



MX-AU series QSV1250XS-AU



50 Hz @ 1500rpm,3-phase/4-wiring

1 Standards & Conditions

Design Standards

The designs and the productions are in conformity with:

- Conformance Européenne (CE)
- ISO8528-5:2005
- AS 3000-2018
- AS 3010-2017

Environmental Operating Conditions

- Installation place: Outdoors or indoors (well ventilated).
- Ambient temperature: -25°C to 50°C. The coolant heater is needed when the temperature is below 5°C
- Humidity: Less than 80%.
- Altitude: Below one thousand (1000) meters.

Factory Inspection

- Inspection items.
- Protection devices working test.
- Starting ability in normal temperature.
- 50% rated power load moment capability.
- Voltage deviation and speed variation: 0%, 25%, 50%, 75%, 100%, 110% Load.

Painting Process

- Painting process specifications and colors are based on the manufacturer's standard.
- The customer could also choose the color which the manufacturer offers.

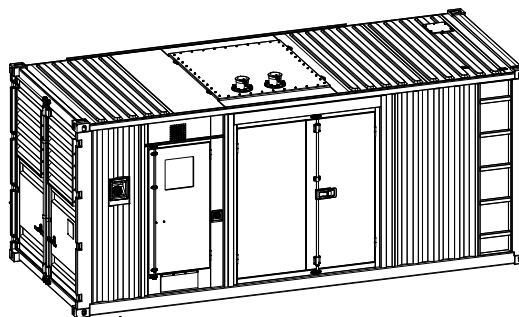
2 General Features

- PowerLink engine 12D39TAG5
- Close coupled to PowerLink alternator PL6E
- Microprocessor control module XC-762
- Main circuit breaker: 2000A
- Rotate speed governor: Electronic fuel control
- Excitation system: Self excited,SHUNT
- A.V.R model: SX440
- Key switch
- Emergency stop switch
- ATS (automatic transfer switch) receptacle
- 4x12V/150AH sealed for life maintenance free battery

- Lockable battery isolator switch
- Powder coated canopy
- Standard container
- 50°C radiator
- Fire extinguisher
- Oil pump on the engine
- Vibration isolators between the engine/alternator and base frame
- Dry type air filter
- Fuel tank with 7 hours running
- Drain points for fuel tank
- Fuel-water separator for fuel tank
- Operation Manual / Specification

3 Equipment

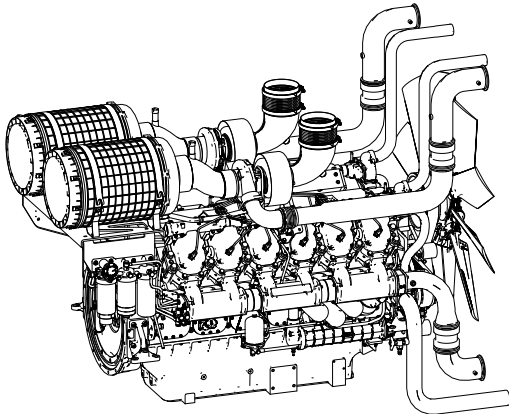
General technical data



Model..... QSV1250XS-AU
 Structure type C
 Tank capacity..... 1600L
 Dry weight..... 12500kg
 Noise level @7m 78dBA
 Dimensions L×W×H..... 6058x2438x2795mm
 Standby Power 1375kVA/1100kW
 Prime Power 1250kVA/1000kW

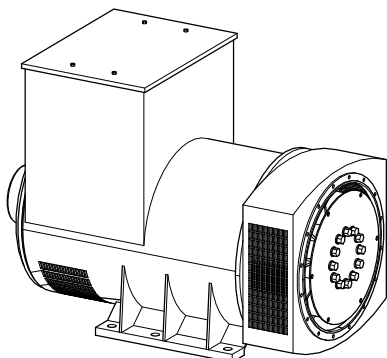
Voltage	380V	400V	415V	440V	
Ampere	1899A	1804A	1739A	1640A	
Genset Fuel Consumption					
Frequency/Load	25%	50%	75%	100%	110%
50Hz (L/h)	65	132	196	259	288

Diesel engine



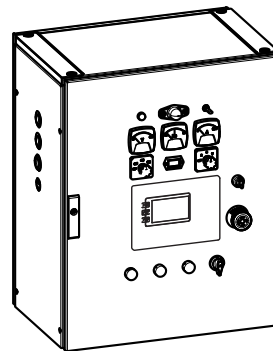
Engine Manufacturer/Brand.....	PowerLink
Engine Model.....	12D39TAG5
Dimensions L×W×H.....	2524x1312x1731mm
Dry Weigh (approx.)	3390kg
Number of Cylinders.....	12
Bore	150mm
Stroke	185mm
Displacement.....	39.2L
Compression Ratio	15.0
Type of injection.....	Direct Injection
Intake System.....	Turbocharged,air-to-air charged cooled
Intake Resistance	≤6.23kPa
Cooling System	Water cooled
Fan	Pusher
Battery Voltage	24V
Type of Fuel.....	No.2 or ASTM D975
Type of Oil	API CH4/SG15W-40
Oil Capacity	130L
Type of Coolant	Glycol mixture
Coolant Capacity(engine only)	201L
Back Pressure	≤10kPa
Standby Power	1012kW
Prime Power	920kW

Alternator



Alternator Manufacturer/Brand	PowerLink
Alternator Model	PL6E
Exciter.....	Brushless
Cooling Fan	Cast alloy aluminum
Windings.....	100% copper
Insulation Class	H
Winding Pitch.....	2/3
Terminals	12
Drip Proof	IP23
Altitude.....	≤1000m
Overspeed	2250rpm
Air Flow.....	2.18m³/s(50Hz),2.63m³/s(60Hz)
Voltage Regulation	±0.5%
Total Harmonic TGH / THCat no load < 1.5 % - on load < 5%	
Telephone Interference.....	THF<2%;TIF<50

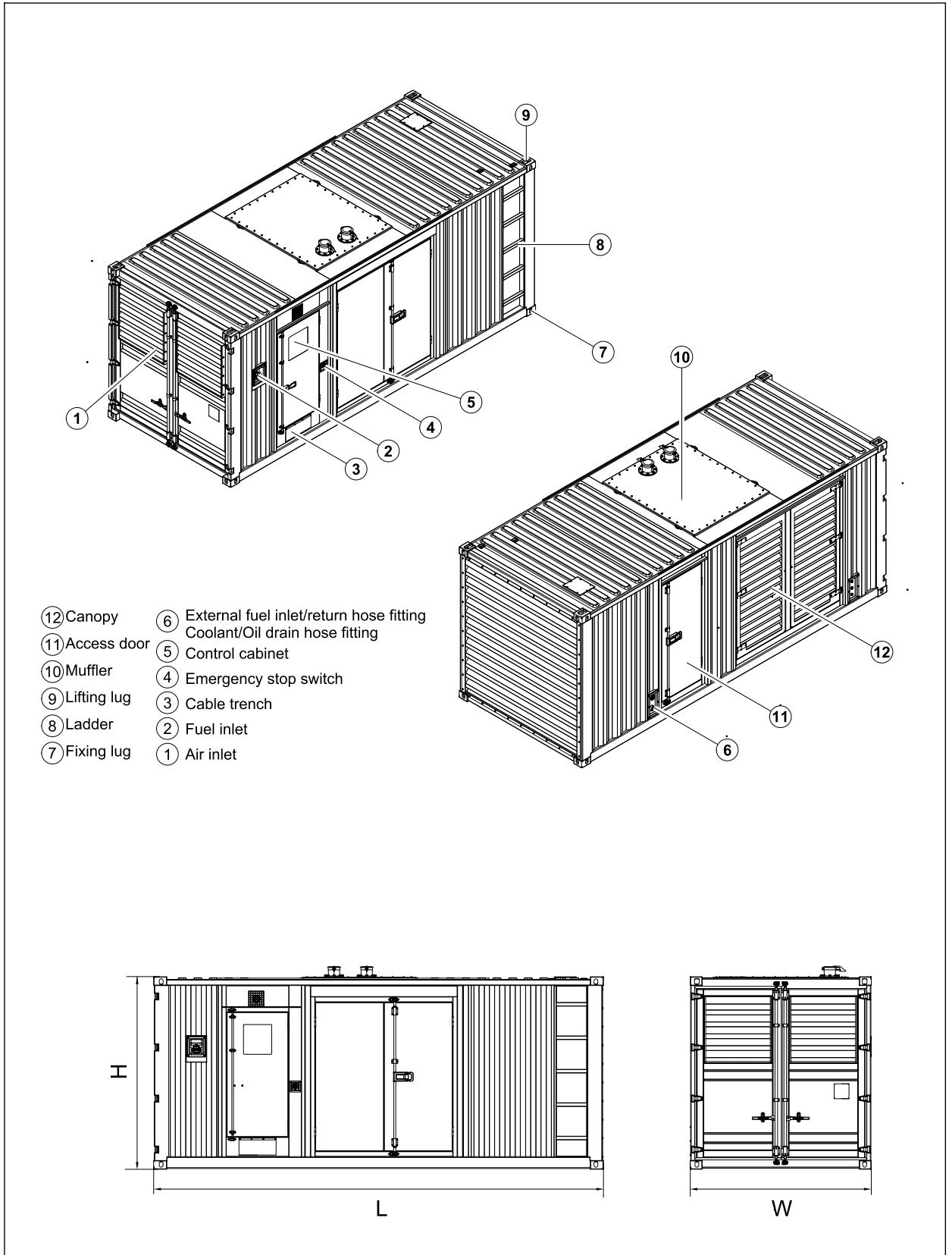
XC762 Control System



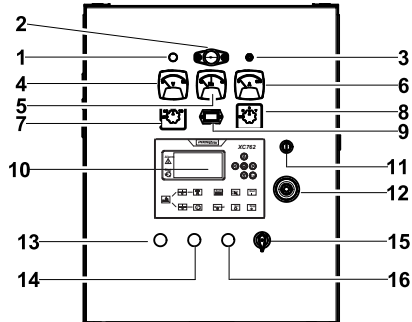
XC762 is an advanced control module based on micro-processor, containing all necessary functions for protection of the genset and the breaker control. It can monitor the mains supply, and automatically start the engine when the mains is abnormal. Accurately measure various operational parameters and display all values and alarms information on the LCD. In addition, the control module can automatically shut down the engine and indicate the engine failure.

- Microprocessor control, with high stability and credibility
- Monitoring and measuring operational parameters of the mains supply and genset
- Indicating operation status, fault conditions, all parameters and alarms
- Multiple protections; multiple parameters display, like pressure, temp. etc.
- Manual, automatic and remote work mode selectable
- Real time clock for time and date display, overall runtime display, 250 log entries
- Overall power output display
- Integral speed/frequency detecting, telling status of start, rated operation, overspeed etc.
- Communication with PC via RS485 OR RS232 interface, using MODBUS protocol

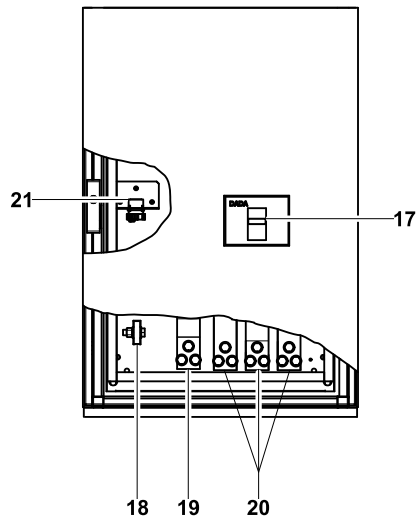
4 Overall Dimensions



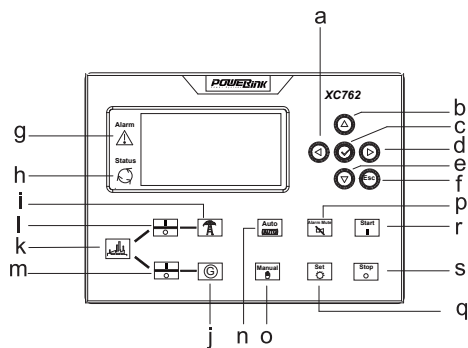
5 Control System



Control cabinet



Field wiring cabinet



Control module

Ref.	Description
1	Charge indicator
2	Control cabinet lamp
3	Control cabinet lamp switch
4	Voltage meter
5	Frequency meter
6	Current meter
7	Changerover switch-Voltage
8	Changerover switch-Current
9	Time counter
10	Control module
11	Key switch
12	Emergency stop switch
13	Fuel leak indicator
14	Running button with indicator
15	Oil drain switch
16	Stop button with indicator
17	Main circuit breaker
18	Ground wire terminal
19	Neutral wire terminal
20	Live wire terminals
21	Mains input/Remote control/ATS communication connector

a	Button (next page)
b	Button (increase value / previous item)
c	Button (accept)
d	Button (previous page)
e	Button (decrease value / next item)
f	Button (ESC)
g	Indicator (alarm)
h	Indicator (running)
i	Indicator (mains available)
j	Indicator (genset available)
k	Indicator (mains / genset ON)
l	Button (breaker ON / OFF)
m	Button (breaker ON / OFF)
n	Button (Auto mode)
o	Button (Manual mode)
p	Button (reset alarm)
q	Button (set parameters)
r	Button (start)
s	Button (stop)

1000033916-A2-E

10.2020

<http://www.powerlinkworld.com>

*Specification may change without prior notice. For more info.,
contact Power Link or your local distributors please.*