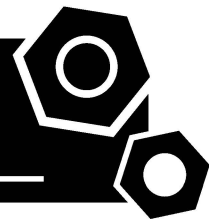


Generator set
Sound-proof type
QSV900XS-AU

SPECIFICATIONS



1 Standards & Conditions

Design Standards

The designs and the productions are in conformity with:

- Conformance Européenne (CE)
- ISO8528-5:2005
- AS 3000-2018
- AS 3010-2017

Environmental Operating Conditions

- Installation place: Outdoors or indoors (well ventilated).
- Ambient temperature: -25°C to 50°C. The coolant heater is needed when the temperature is below 5°C
- Humidity: Less than 90%.
- Altitude: Below one thousand (1000) meters above sea level.

Factory Inspection

- Inspection items.
- Protection devices working test.
- Starting ability in normal temperature.
- 50% rated power load moment capability.
- Voltage deviation and speed variation: 0%, 25%, 50%, 75%, 100%, 110% Load.

Painting Process

- Painting process specifications and colors are based on the manufacturer's standard.
- The customer could also choose the color which the manufacturer offers.

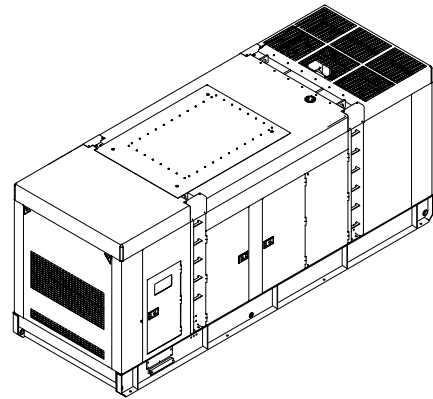
2 General Features

- PowerLink engine 6D35TAG4
- Close coupled to PowerLink alternator PL6B
- Microprocessor control module XC762
- Main circuit breaker: 1600A
- Rotate speed governor: Electric control unit
- Excitation system: Self excited,SHUNT
- A.V.R model: SX440
- Key switch
- Emergency stop switch
- ATS(automatic transfer switch)receptacle

- Remote run connector
- 2x12V/150AH sealed for life maintenance free battery
- Lockable battery isolator switch
- Powder coated canopy
- 45°C radiator
- Steel base frame
- Vibration isolators between the engine/alternator and base frame
- Dry type air filter
- Base fuel tank for 7 hours running
- Drain points for fuel tank
- Operation Manual / Specifications

3 Equipment

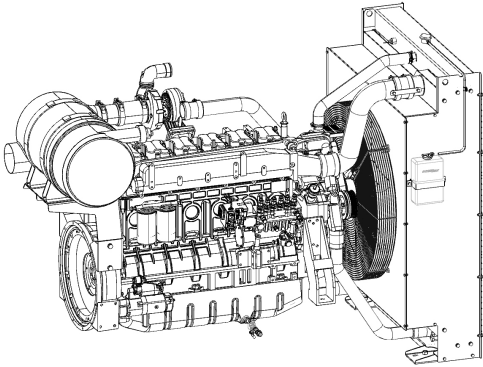
General technical data



Model..... QSV900XS-AU
 Tank capacity..... 1600L
 Dry weight..... 7800kg
 Sound pressure level @ 7m..... 77.0dBA
 Dimensions L×W×H.....4695x1725x2557mm
 Standby Power 1000kVA/800kW
 Prime Power 900kVA/720kW

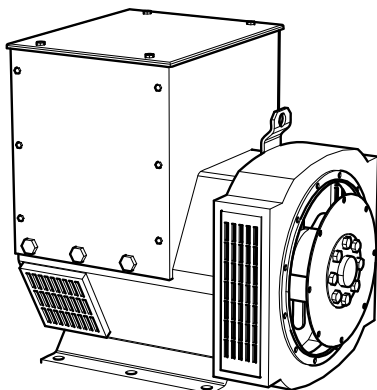
Voltage	380V	400V	415V		
Ampere	1367.4A	1299.1A	1252.1A		
Genset Fuel Consumption					
Frequency/Load	25%	50%	75%	100%	110%
50Hz (L/h)	57	112	160	220	243

Dck Yf GrghYa



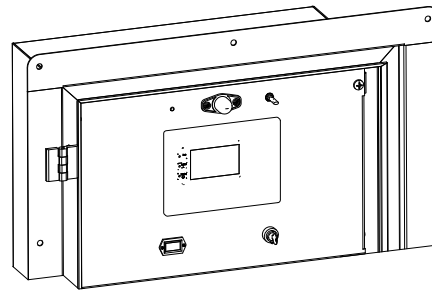
Engine Manufacturer/Brand	Powerlink
Engine Model	6D35TAG4
Dimensions L×W×H.....	2429x1387x2146mm
Dry Weigh (approx.)	4000kg
Number of Cylinders.....	6
Bore.....	186mm
Stroke	215mm
Displacement.....	35.0L
Compression Ratio	15.0
Type of injection.....	Direct injection
Intake System.....	Turbocharged and charge air cooled
Intake Resistance	≤5kPa
Cooling System	Water cooled
Fan	Pusher
Battery Voltage	24V
Type of Fuel.....	No.2 or ASTM D975
Type of Oil	API CF/SE or CCMCF4
Oil Capacity	80.0L
Type of Coolant	Glycol mixture
Coolant Capacity	90.0L
Back Pressure	≤10.1kPa
Standby Power	900kW
Prime Power	818kW

Alternator



Alternator Manufacturer/Brand	PowerLink
Alternator Model	PL6B
Exciter.....	Brushless
Cooling Fan	Cast alloy aluminum
Windings.....	100% copper
Insulation Class	H
Winding Pitch.....	2/3
Terminals	12
Drip Proof	IP23
Altitude.....	≤1000m
Overspeed	2250rpm
Air Flow.....	N/A
Voltage Regulation	±1.0%
Total Harmonic TGH / THCat no load < 1.5 % - on load < 5%	
Telephone Interference.....	THF<2%;TIF<50

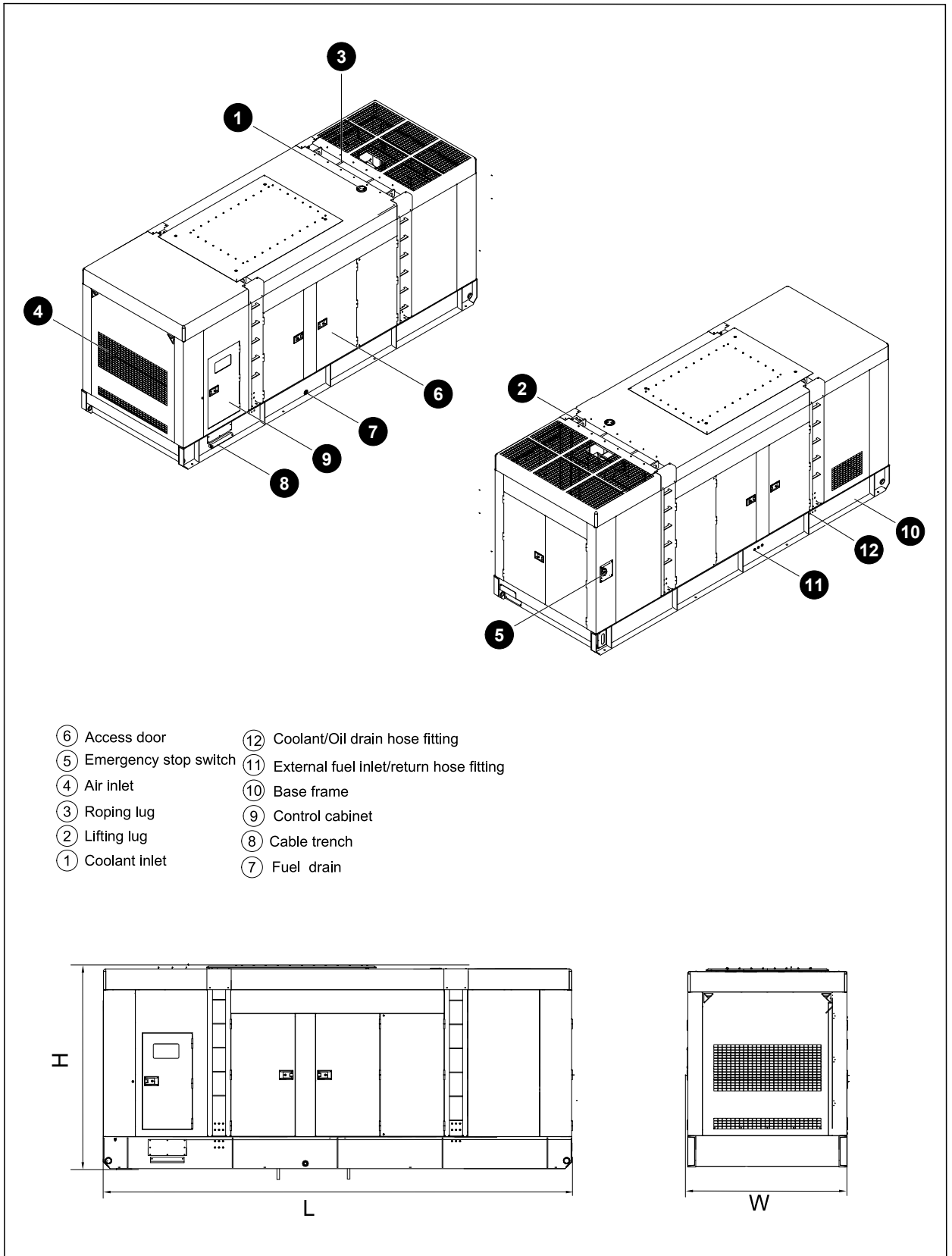
XC762 Control System



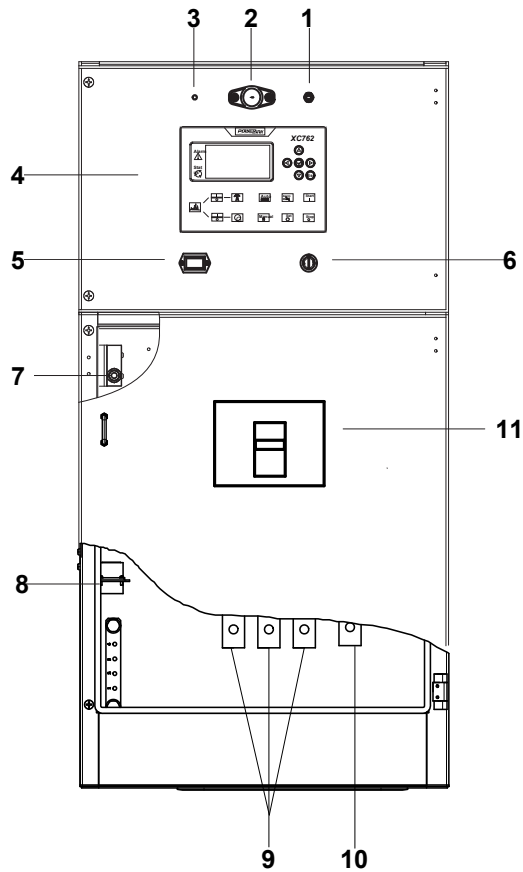
XC762 is an advanced control module based on micro-processor, containing all necessary functions for protection of the genset and the breaker control. It can monitor the mains supply, and automatically start the engine when the mains is abnormal. Accurately measure various operational parameters and display all values and alarms information on the LCD. In addition, the control module can automatically shut down the engine and indicate the engine failure.

- Microprocessor control, with high stability and credibility
- Monitoring and measuring operational parameters of the mains supply and genset
- Indicating operation status, fault conditions, all parameters and alarms
- Multiple protections; multiple parameters display, like pressure, temp. etc.
- Manual, automatic and remote work mode selectable
- Real time clock for time and date display, overall runtime display, 250 log entries
- Overall power output display
- Integral speed/frequency detecting, telling status of start, rated operation, overspeed etc.
- Communication with PC via RS485 OR RS232 interface, using MODBUS protocol

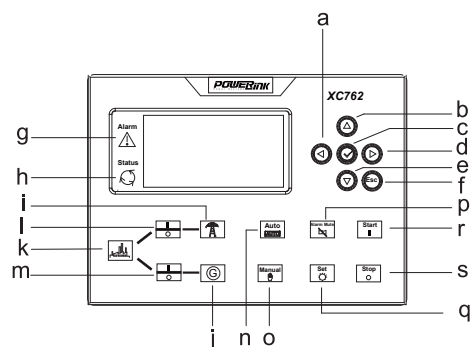
4 Overall Dimensions



5 Control System



Control & field wiring cabinet



Control module

Ref.	Description
1	Control cabinet lamp switch
2	Control cabinet lamp
3	Charge indicator
4	Control module
5	Time counter
6	Key switch
7	Limit switch
8	Mains input/Remote control/ATS connector
9	Live wire terminal
10	Neutral wire terminal
11	Main circuit breaker

a	Button (next page)
b	Button (increase value / previous item)
c	Button (accept)
d	Button (previous page)
e	Button (decrease value / next item)
f	Button (ESC)
g	Indicator (alarm)
h	Indicator (running)
i	Indicator (mains available)
j	Indicator (genset available)
k	Indicator (mains / genset ON)
l	Button (breaker ON / OFF)
m	Button (breaker ON / OFF)
n	Button (Auto mode)
o	Button (Manual mode)
p	Button (reset alarm)
q	Button (set parameters)
r	Button (start)
s	Button (stop)

1000033914-A2-E

10.2020

<http://www.powerlinkworld.com>

*Specification may change without prior notice. For more info.,
contact Power Link or your local distributors please.*