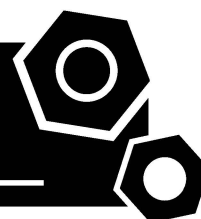


**Generator set**  
**Sound-proof type**  
**QSV800XS-AU**

# **SPECIFICATIONS**



## 1 Standards & Conditions

### Design Standards

The designs and the productions are in conformity with:

- Conformance Européenne (CE)
- ISO8528-5:2005
- AS 3000-2018
- AS 3010-2017

### Environmental Operating Conditions

- Installation place: Outdoors or indoors (well ventilated).
- Ambient temperature: -25°C to 50°C. The coolant heater is needed when the temperature is below 5°C
- Humidity: Less than 90%.
- Altitude: Below one thousand (1000) meters above sea level.

### Factory Inspection

- Inspection items.
- Protection devices working test.
- Starting ability in normal temperature.
- 50% rated power load moment capability.
- Voltage deviation and speed variation: 0%, 25%, 50%, 75%, 100%, 110% Load.

### Painting Process

- Painting process specifications and colors are based on the manufacturer's standard.
- The customer could also choose the color which the manufacturer offers.

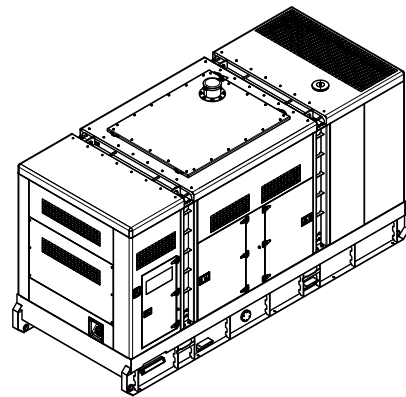
## 2 General Features

- PowerLink engine 6D25TAG5
- Close coupled to PowerLink alternator PL6A
- Microprocessor control module XC762
- Main circuit breaker: 1250A
- Rotate speed governor: Electric control unit
- Excitation system: Self excited, SHUNT
- A.V.R model: SX440
- Key switch
- Emergency stop switch
- ATS (automatic transfer switch) receptacle

- Remote run connector
- 2x12V/150AH sealed for life maintenance free battery
- Lockable battery isolator switch
- Powder coated canopy
- 45°C radiator
- Steel base frame
- Vibration isolators between the engine/alternator and base frame
- Dry type air filter
- Base fuel tank for 8 hours running
- Drain points for fuel tank
- Operation Manual / Specifications

## 3 Equipment

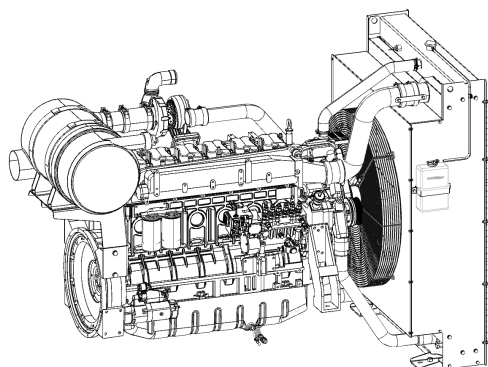
### General technical data



Model.....QSV800XS-AU  
Tank capacity.....1400L  
Dry weight.....6800kg  
Sound pressure level @ 7m.....76.0dBA  
Dimensions L×W×H.....4695x1725x2556mm  
Standby Power.....880kVA/715kW  
Prime Power.....800kVA/640kW

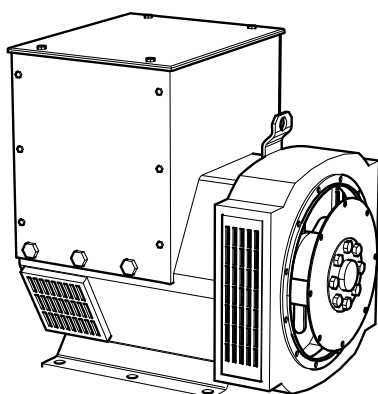
Voltage	380V	400V	415V		
Ampere	1215.5A	1154.7A	1113.0A		
Genset Fuel Consumption					
Frequency/Load	25%	50%	75%	100%	110%
50Hz (L/h)	44	87	137	172	190

## Dck Yf' GnghYa



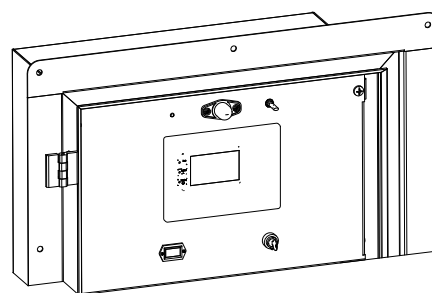
Engine Manufacturer/Brand.....	Powerlink
Engine Model.....	6D25TAG5
Dimensions L×W×H.....	2055x1241x1936mm
Dry Weigh (approx.) .....	2700kg
Number of Cylinders.....	6
Bore.....	170mm
Stroke.....	185mm
Displacement.....	25.0L
Compression Ratio.....	14.5
Type of injection.....	Direct injection
Intake System.....	Turbocharged and charge air cooled
Intake Resistance.....	≤5kPa
Cooling System .....	Water cooled
Fan .....	Pusher
Battery Voltage .....	24V
Type of Fuel.....	No.2 or ASTM D975
Type of Oil .....	API CF/SE or CCMCF4
Oil Capacity .....	60.0L
Type of Coolant .....	Glycol mixture
Coolant Capacity .....	61.0L
Back Pressure.....	≤10.1kPa
Standby Power .....	792kW
Prime Power .....	720kW

## Alternator



Alternator Manufacturer/Brand .....	PowerLink
Alternator Model .....	PL6A
Exciter.....	Brushless
Cooling Fan .....	Cast alloy aluminum
Windings.....	100% copper
Insulation Class .....	H
Winding Pitch.....	2/3
Terminals .....	12
Drip Proof .....	IP23
Altitude.....	≤1000m
Overspeed .....	2250rpm
Air Flow.....	N/A
Voltage Regulation .....	±1.0%
Total Harmonic TGH / THCat no load < 1.5 % - on load < 5%	
Telephone Interference.....	THF<2%;TIF<50

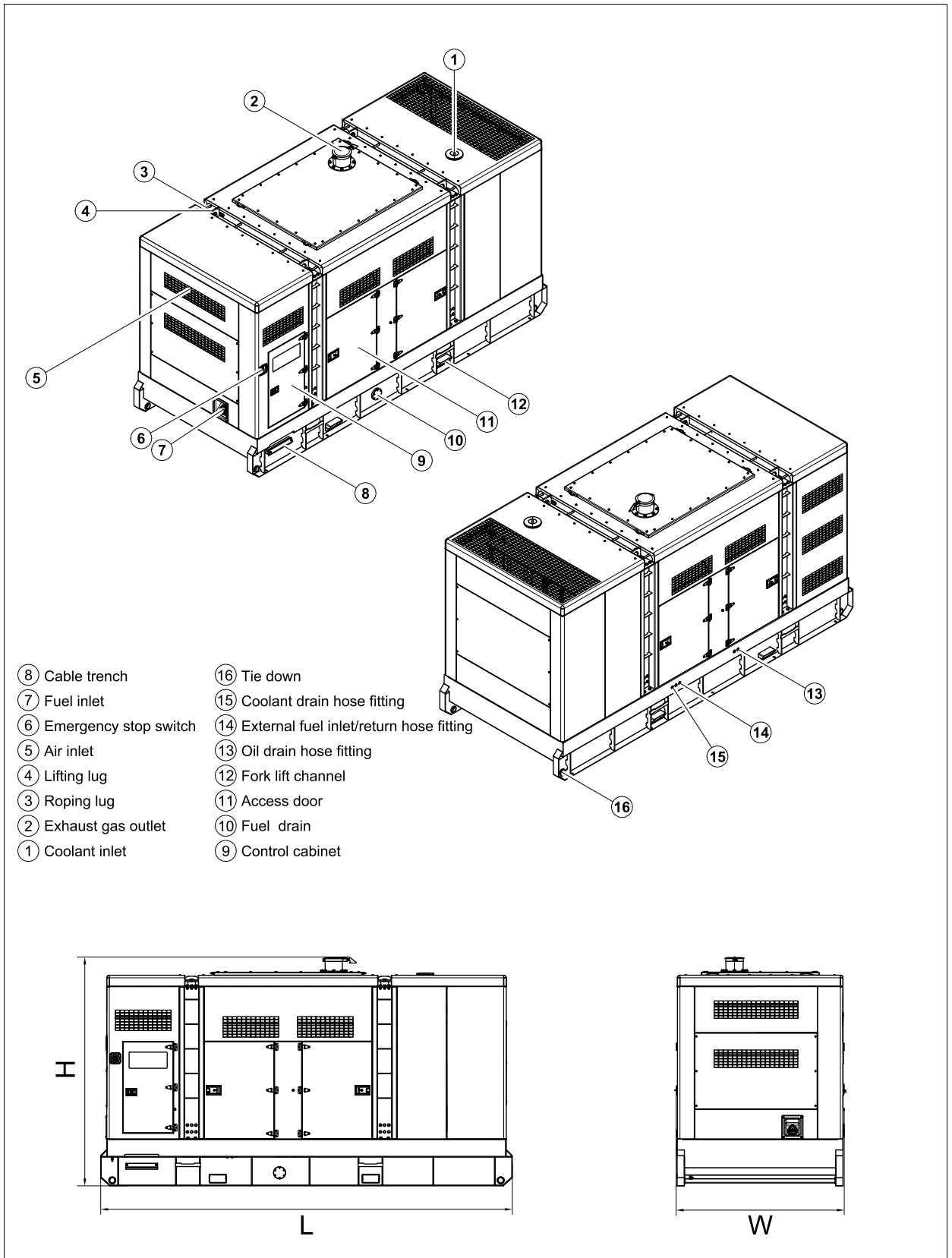
## XC762 Control System



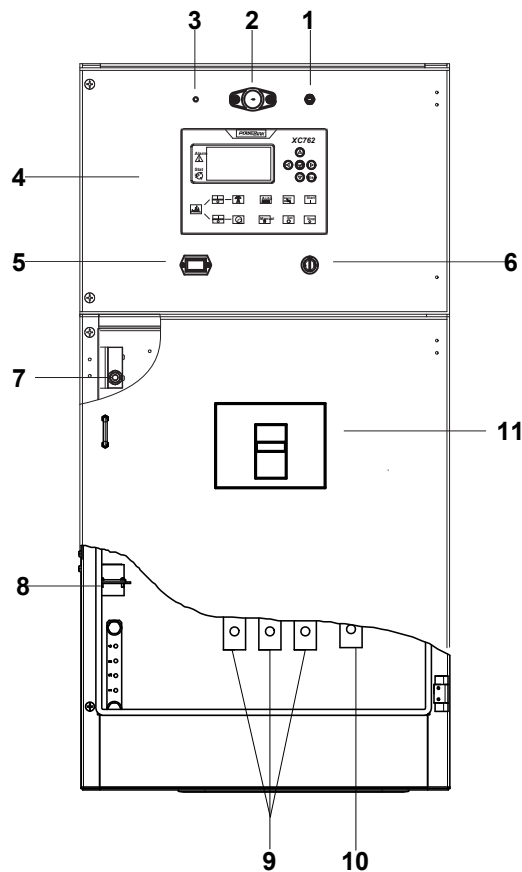
XC762 is an advanced control module based on micro-processor, containing all necessary functions for protection of the genset and the breaker control. It can monitor the mains supply, and automatically start the engine when the mains is abnormal. Accurately measure various operational parameters and display all values and alarms information on the LCD. In addition, the control module can automatically shut down the engine and indicate the engine failure.

- Microprocessor control, with high stability and credibility
- Monitoring and measuring operational parameters of the mains supply and genset
- Indicating operation status, fault conditions, all parameters and alarms
- Multiple protections; multiple parameters display, like pressure, temp. etc.
- Manual, automatic and remote work mode selectable
- Real time clock for time and date display, overall runtime display, 250 log entries
- Overall power output display
- Integral speed/frequency detecting, telling status of start, rated operation, overspeed etc.
- Communication with PC via RS485 OR RS232 interface, using MODBUS protocol

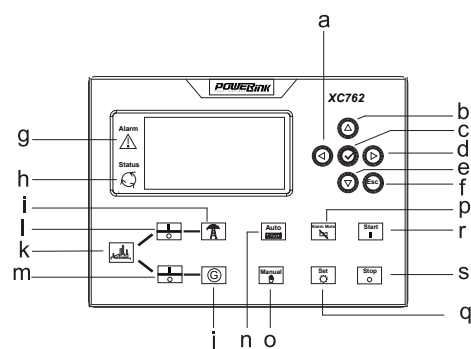
## 4 Overall Dimensions



# 5 Control System



**Control & field wiring cabinet**



**Control module**

Ref.	Description
1	Control cabinet lamp switch
2	Control cabinet lamp
3	Charge indicator
4	Control module
5	Time counter
6	Key switch
7	Limit switch
8	Mains input/Remote control/ATS connector
9	Live wire terminal
10	Neutral wire terminal
11	Main circuit breaker

a	Button (next page)
b	Button (increase value / previous item)
c	Button (accept)
d	Button (previous page)
e	Button (decrease value / next item)
f	Button ( ESC)
g	Indicator (alarm)
h	Indicator (running)
i	Indicator (mains available)
j	Indicator (genset available)
k	Indicator (mains / genset ON)
l	Button (breaker ON / OFF)
m	Button (breaker ON / OFF)
n	Button (Auto mode)
o	Button ( Manual mode)
p	Button (reset alarm)
q	Button (set parameters)
r	Button (start)
s	Button ( stop)

1000033913-A2-E
09.2020