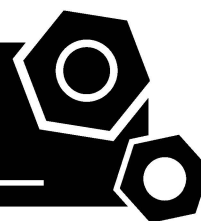


Generator set
Sound-proof type
SG30CS-AU

SPECIFICATIONS



1 Standards & Conditions

Design Standards

The designs and the productions are in conformity with:

- Conformance Européenne (CE)
- ISO8528-5:2005
- AS 3000-2018
- AS 3010-2017

Environmental Operating Conditions

- Installation place: Outdoors or indoors (well ventilated).
- Ambient temperature: -25°C to 50°C. The coolant heater is needed when the temperature is below 5°C
- Humidity: Less than 90%.
- Altitude: Below one thousand (1000) meters above sea level.

Factory Inspection

- Inspection items.
- Protection devices working test.
- Starting ability in normal temperature.
- 50% rated power load moment capability.
- Voltage deviation and speed variation: 0%, 25%, 50%, 75%, 100%, 110% Load.

Painting Process

- Painting process specifications and colors are based on the manufacturer's standard.
- The customer could also choose the color which the manufacturer offers.

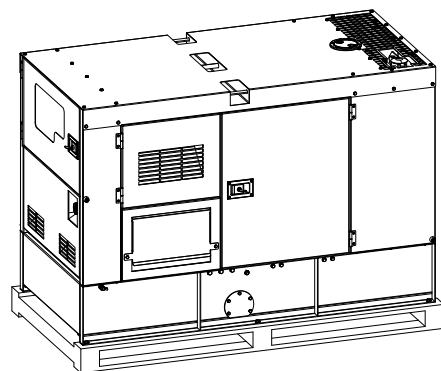
2 General Features

- Cummins engine 4B3.9-G12
- Close coupled to Stamford alternator UCI224D
- Microprocessor control module PLC-920
- Schneider main circuit breaker: 160A
- Rotate speed governor: Mechanical governor
- Excitation system: Self excited, SHUNT
- A.V.R model: AS480
- Key switch
- Emergency stop switch
- ATS (automatic transfer switch) receptacle

- Remote run connector
- 1x12V/60AH sealed for life maintenance free battery
- Lockable battery isolator switch
- Powder coated canopy
- 45°C radiator
- Steel base frame
- Vibration isolators between the engine/alternator and base frame
- Dry type air filter
- Base fuel tank for 27 hours running
- Drain points for fuel tank
- Operation Manual / Specifications

3 Equipment

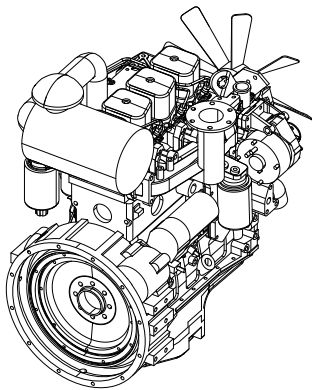
General technical data



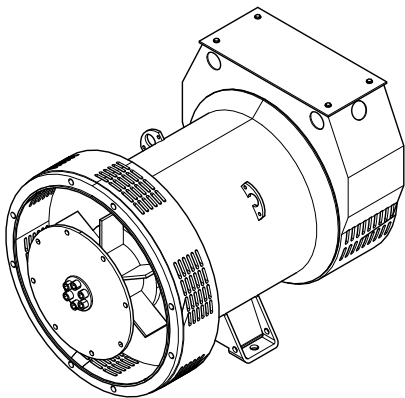
Model.....SG30CS-AU
Fuel tank..... 200L
Dry weight..... 1225kg
Sound pressure level @ 7m 63.0dBA
Dimensions L×W×H..... 2250X920X1250mm
Standby Power 34kVA/27kW
Prime Power 30kVA/24kW

Voltage	220V	230V	240V		
Ampere	136.4A	130.4A	125.0A		
Genset Fuel Consumption					
Frequency/Load	25%	50%	75%	100%	110%
50Hz (L/h)	2.0	3.8	5.6	7.4	8.2

Dck Yf 'GnghYa

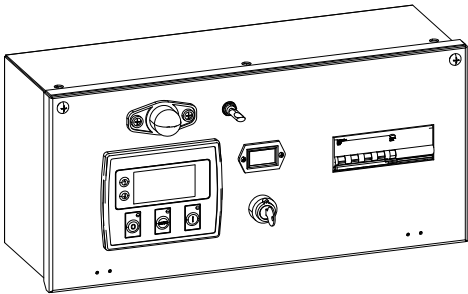


Engine Manufacturer/Brand	Cummins
Engine Model	4B3.9-G12
Dimensions L×W×H.....	765×582×908mm
Dry Weigh (approx.)	308kg
Number of Cylinders	4
Bore	102mm
Stroke	120mm
Displacement	3.9L
Compression Ratio	16.5
Type of Injection	Direct injection
Intake System	Natural aspirated
Intake Resistance	≤4.98kPa
Cooling System	Water cooled
Fan	Pusher
Battery Voltage	12/24V
Type of Fuel	0# or -10# Light Diesel
Type of Oil	15W40-CF4
Oil Capacity	10.9L
Type of Coolant	Glycol mixture
Coolant Capacity	7.2L
Back Pressure	≤ 10.1kPa
Standby Power	32kW
Prime Power	29kW



Alternator Manufacturer/Brand	Stamford
Alternator Model	UCI224D
Exciter	Brushless
Cooling Fan	Cast alloy aluminum
Windings	100% copper
Insulation Class	H
Winding Pitch	2/3
Terminals	12
Drip Proof	IP23
Altitude	≤1000m
Overspeed	2250rpm
Air Flow	N/A
Voltage Regulation	±1.0%
Total Harmonic TGH / THCat no load < 1.5 % - on load < 5%	
Telephone Interference	THF<2%;TIF<50

PLC-920 Control System

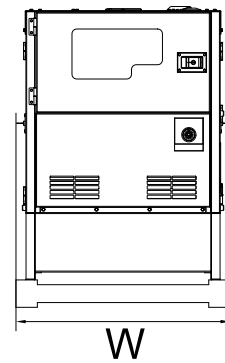
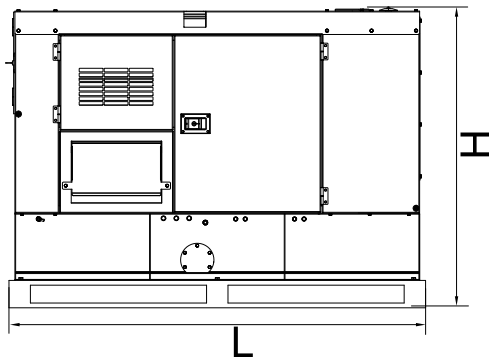
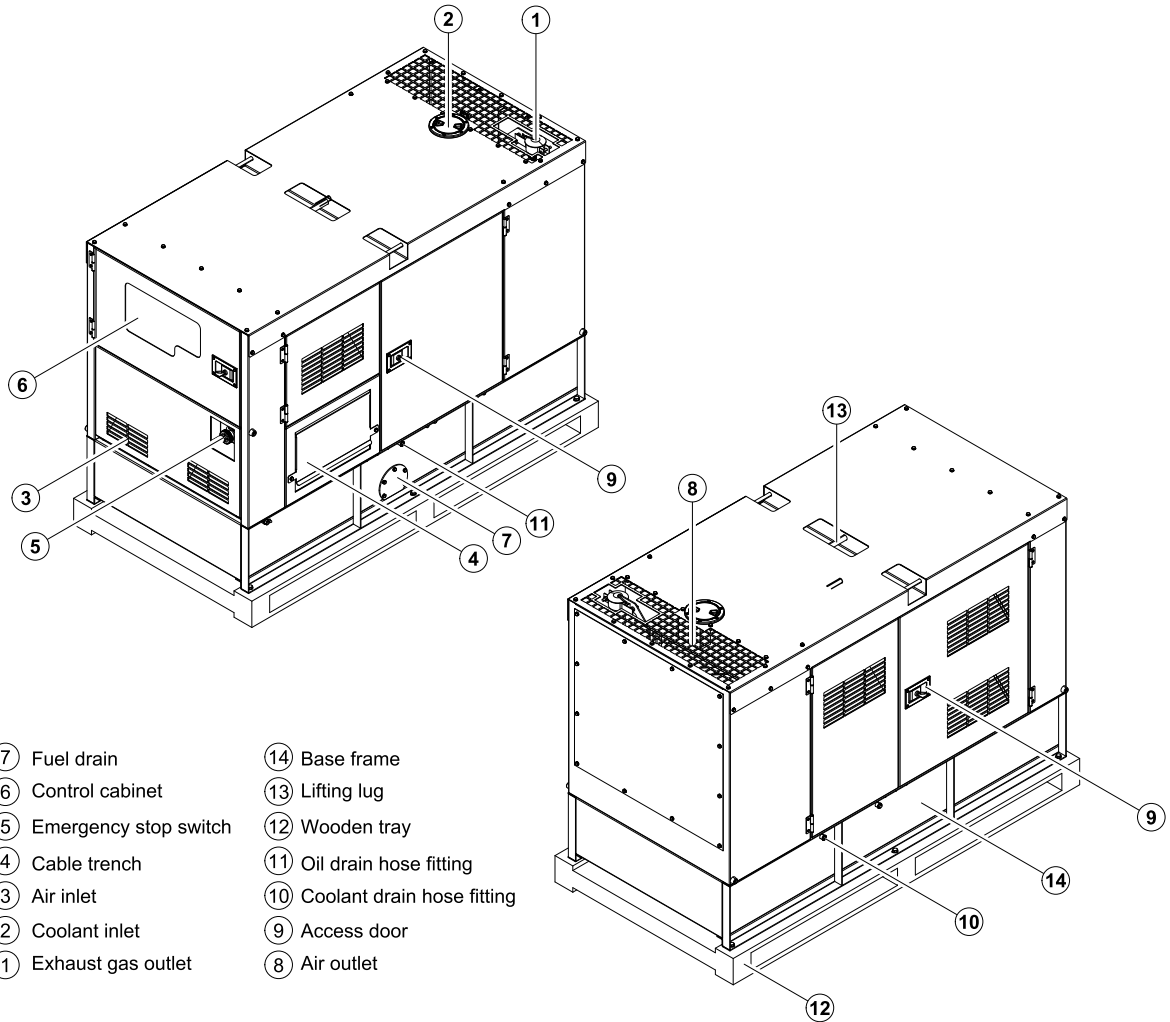


PLC-920 is an advanced control module based on microprocessor designed to control the engine via push buttons on the front panel. The module is used to start and stop the engine and indicate fault conditions, automatically shutting down the engine and giving a true first up fault condition of an engine failure.

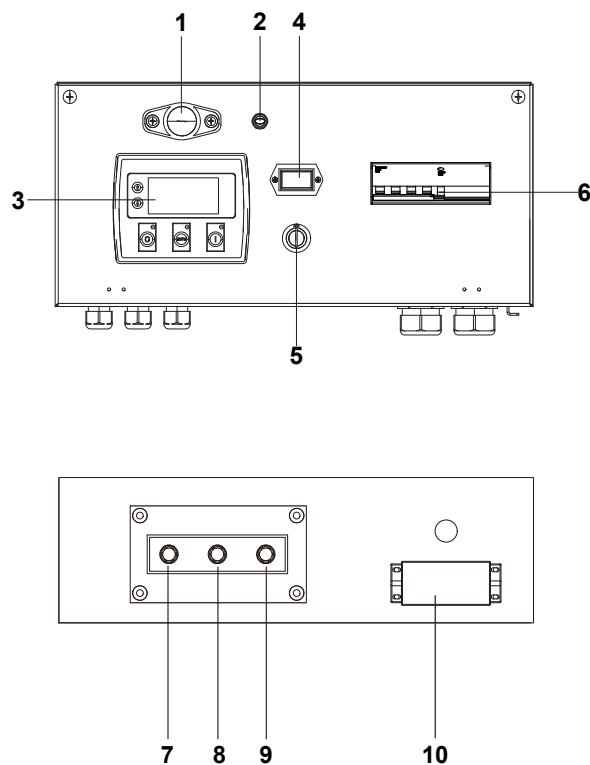
Standard Control Function

- Manual Engine Control Module
- Low Oil Pressure
- High Engine Temperature
- Auxiliary Shutdown
- Overspeed Protection
- Protection hold-off timer
- Charge Failure warning

4 Overall Dimensions

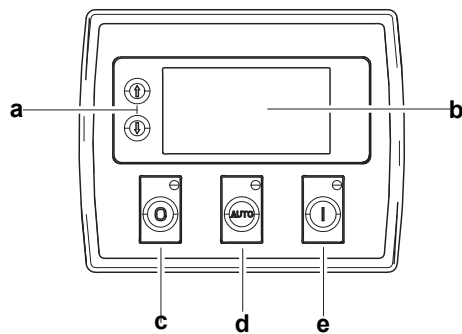


5 Control System



Ref.	Description
1	Control cabinet lamp
2	Control cabinet lamp switch
3	Control module
4	Time counter
5	Key switch
6	Main circuit breaker
7	Live wire terminals
8	Neutral wire terminal
9	Ground wire terminal
10	Mains input/remote communication connector

Control & field wiring cabinet



Control module

Ref.	Description
a	Navigation button«» Accept (Configuration mode only)
b	Main status display
c	Stop/reset button«» Next page (Configuration mode only)
d	Auto start button«» Decrease value/next item (Configuration mode only)
e	Start button«» Increase value/next item (Configuration mode only)

1000033839-A2-E
10.2020